

Apartment Compactor

This small compactor is specially designed with cross-cylinder technology to shorten the unit allowing it to fit in applications where space is limited such as small trash rooms of apartment and high-rise buildings.

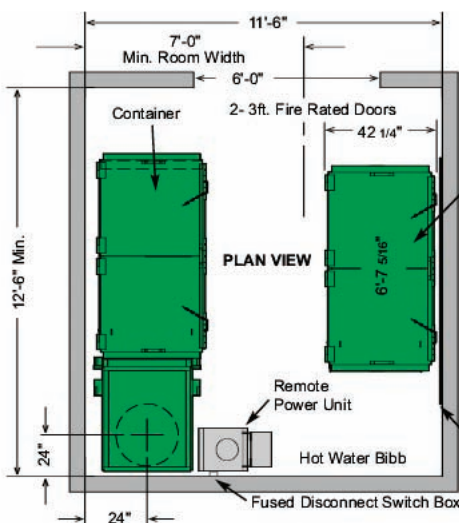

Our 2 cy. compaction container is mounted on poly clad casters to allow it to be moved to the pick-up area. They can be configured for front or rear load collection vehicles.

Standard Features:

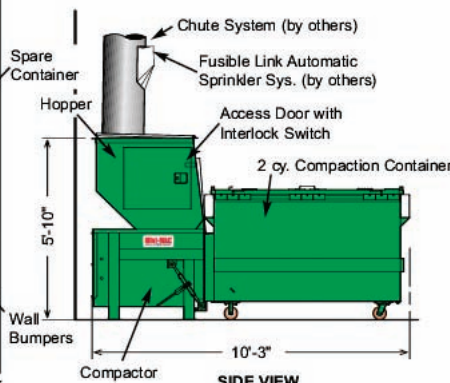
- ▼ Clear Top Opening 22.5"L x 28"W
- ▼ Convenient, single side ratchet
- ▼ Tri-volt Motor: 208/230/460, 3-phase – 3 HP or 5 HP
- ▼ Push button controls mounted in the panel box face
- ▼ Hopper with access door and interlock for hand feed or chute feed applications
- ▼ Photoelectric cycle control
- ▼ Full container light
- ▼ Unit is **UL Listed**
- ▼ Single phase power units available
- ▼ Weight: 1,600 lbs. (does not include power unit)



Apartment Compactor shown with chute feed hopper, access door and optional compaction container for front load collection vehicles.



Typical Apartment Compactor Configuration with Chute System



Distributor:

Greenleaf Compaction, Inc.
 4001 N. 3rd St., Suite 480
 Phoenix, AZ. 85012
1-800-932-7718

www.GreenleafCompaction.com